



FOUNDATION DRILLING TOOLS

2 0 2 2 V E R S I O N





ABOUT FES

FES China Limited, a member of the Ougan Group, is a leading provider of top-quality foundation drilling equipment, tools, parts, accessories, and services from China.

Over the past two decades, we have expanded our network with global partners. Main markets include North America, Australia, New Zealand, Europe and other countries. At the same time, to meet market demand, we have established our branch in North America in 2023.

At FES China Limited, our vision has always been to provide the best possible solution for every customer, with a commitment to quality and innovation at the heart of every project. With its commitment to excellence and a team of 120 experienced professionals, the company is well-positioned to continue its growth and success in the years to come.

COMPANY TIMELINE



1990S

Began business in the piling industry.



2005

Established FES (China) limited, entering the North American market with competitive piling equipment, tools, parts & accessories.




2008-2013

Expanded into Australia, New Zealand, Germany and other Asian pacific countries and built cooperation with local leading suppliers.



2020

Began engineering of the world's first hydraulic DTH rotary hammer, and the prototype was delivered in 2021.



2016

Started strategic partnership with XCMG, the world's largest manufacturer of rotary drill rigs.



2021-now

Built partnership with JUNTAN in 2021. FES has established its branch in North America in 2023.



CONTENTS

01	DRILLING AUGER	10-19
02	DRILLING BUCKET	20-25
03	CLEANOUT BUCKET	26-27
04	CORE BARREL	28-31
05	OTHER DRILLING TOOLS	32-33
06	CFA	34-37
07	CASING	38-47
08	KELLY BAR	48-51
09	GRAB	52-53
10	TREMIE SYSTEM	54-57



ADVANTAGES OF FES DRILLING TOOLS

01

TOP QUALITY MATERIAL

are handled by our experienced engineers with precision and care

02

HIGH QUALITY WELDING

throughout the production ensures higher strength and better durability

03

STRICT QUALITY CONTROL

and inspection are carried out to ensure production of safe and high quality products

04

WEAR PROTECTION

on drilling tools ensures a longer service span



[MORE DETAILS](#)

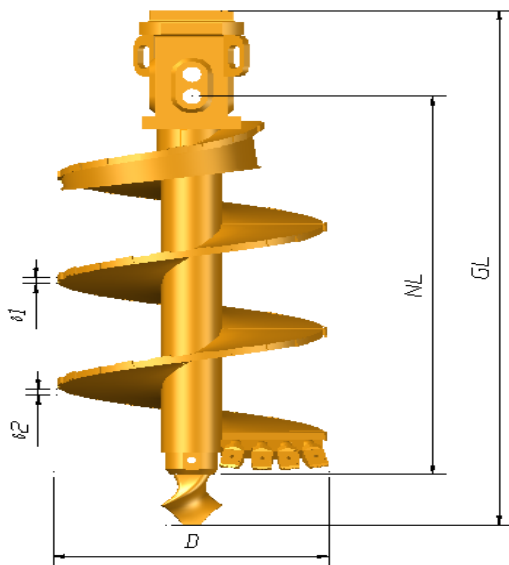




- High-strength steels with selection
- Optional heat treatment of complete augers to reach a higher grade level
- **Wear protection** and heavy-duty holders for longer service life
- Test report of hardness upto **47-55HRC**
- Higher drilling efficiency with the right angle of attack of drilling teeth



SINGLE-CUT SINGLE-FLIGHT STRAIGHT SOIL AUGER



Features

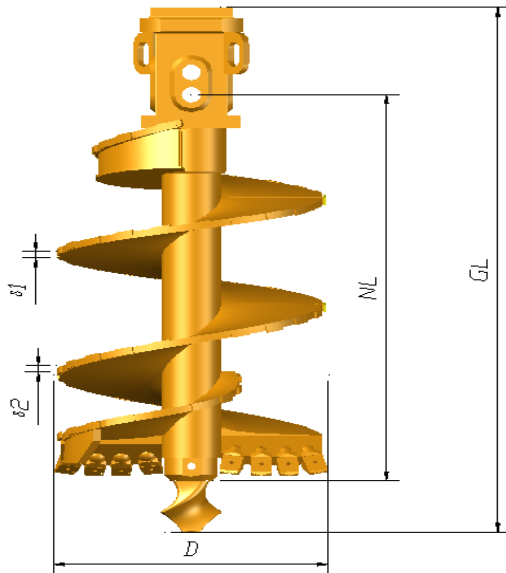
- Optional 100/130/150/200 mm kelly box
- Optional casted or welded kelly box
- Fishtail pilot and flat teeth
- Wear protection (hard facing)
- Standard weld inspection

SPECIFICATION

OD(mm)	NL(mm)	GL(mm)	δ1/δ2(mm)	Weight(kg)
500	1700	2240	30/30	673
600	1700	2240	30/30	717
700	1700	2240	30/30	793
800	1700	2240	30/30	878
900	1700	2240	30/30	954
1000	1700	2240	30/30	1083
1100	1700	2240	30/30	1147
1200	1700	2240	30/30	1249
1300	1700	2240	30/30	1372
1500	1700	2240	30/30	1572
1800	1700	2240	30/30	1825
2000	1700	2240	30/40	2200

For any smaller or larger OD as per request.

DOUBLE-CUT SINGLE-FLIGHT STRAIGHT SOIL AUGER



Features

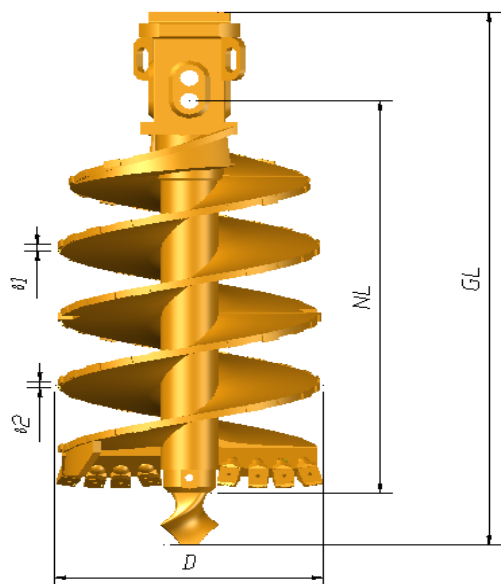
- Optional 100/130/150/200 mm kelly box
- Optional casted or welded kelly box
- Fishtail pilot and flat teeth
- Wear protection (hard facing)
- Standard weld inspection

SPECIFICATION

OD(mm)	NL(mm)	GL(mm)	δ1/δ2(mm)	Weight(kg)
500	1700	2240	30/30	666
600	1700	2240	30/30	710
700	1700	2240	30/30	835
800	1700	2240	30/30	983
900	1700	2240	30/30	1035
1000	1700	2240	30/30	1127
1100	1700	2240	30/30	1188
1200	1700	2240	30/30	1250
1300	1700	2240	30/30	1410
1500	1700	2240	30/30	1580
1800	1700	2240	30/30	1950
2000	1700	2240	30/30	2310

For any smaller or larger OD as per request.

DOUBLE-CUT DOUBLE-FLIGHT STRAIGHT SOIL AUGER



Features

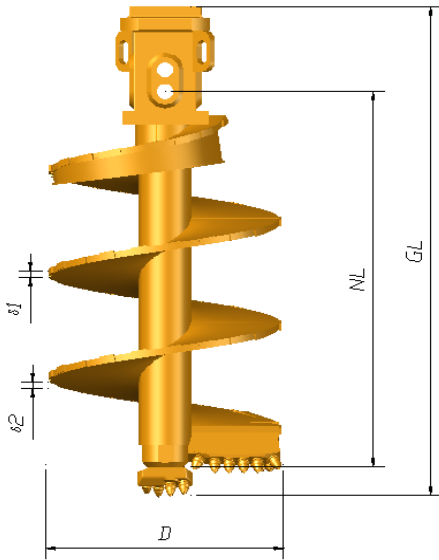
- Optional 100/130/150/200 mm kelly box
- Optional casted or welded kelly box
- Fishtail pilot and flat teeth
- Wear protection (hard facing)
- Standard weld inspection

SPECIFICATION

OD(mm)	NL(mm)	GL(mm)	δ1/δ2(mm)	Weight(kg)
500	1700	2240	30/30	703
600	1700	2240	30/30	817
700	1700	2240	30/30	958
800	1700	2240	30/30	1132
900	1700	2240	30/30	1290
1000	1700	2240	30/30	1450
1100	1700	2240	30/30	1540
1200	1700	2240	30/30	1620
1300	1700	2240	30/30	1780
1500	1700	2240	30/30	2040
1800	1700	2240	30/30	2670
2000	1700	2240	30/30	3520

For any smaller or larger OD as per request.

SINGLE-CUT SINGLE-FLIGHT STRAIGHT ROCK AUGER



Features

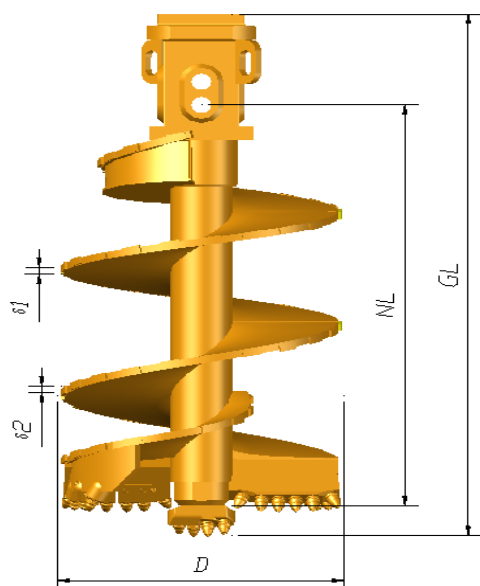
- Optional 100/130/150/200 mm kelly box
- Optional casted or welded kelly box
- Standard RP-4 pilot and bullet teeth
- Wear protection (hard facing)
- Standard weld inspection

SPECIFICATION

OD(mm)	NL(mm)	GL(mm)	$\delta 1/\delta 2$ (mm)	Weight(kg)
500	1700	2240	30/30	677
600	1700	2240	30/30	716
700	1700	2240	30/30	798
800	1700	2240	30/30	890
900	1700	2240	30/30	950
1000	1700	2240	30/30	1095
1100	1700	2240	30/30	1144
1200	1700	2240	30/30	1263
1300	1700	2240	30/30	1350
1500	1700	2240	30/30	1587
1800	1700	2240	30/30	1849
2000	1700	2240	30/40	2232

For any smaller or larger OD as per request.

DOUBLE-CUT SINGLE-FLIGHT STRAIGHT ROCK AUGER



Features

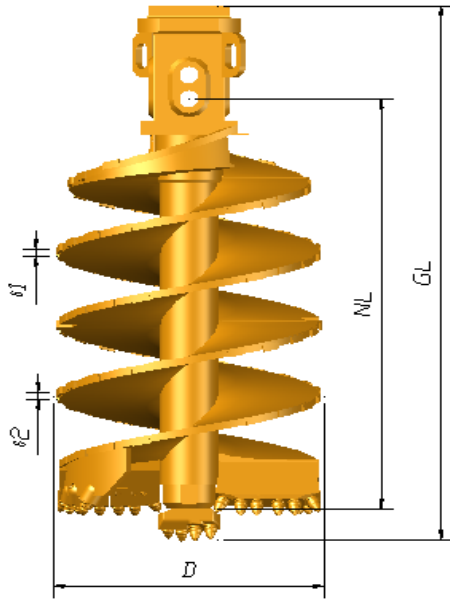
- Optional 100/130/150/200 mm kelly box
- Optional casted or welded kelly box
- Standard RP-4 pilot and bullet teeth
- Wear protection (hard facing)
- Standard weld inspection

SPECIFICATION

OD(mm)	NL(mm)	GL(mm)	δ1/δ2(mm)	Weight(kg)
500	1700	2240	30/30	662
600	1700	2240	30/30	705
700	1700	2240	30/30	780
800	1700	2240	30/30	973
900	1700	2240	30/30	1058
1000	1700	2240	30/30	1147
1100	1700	2240	30/30	1207
1200	1700	2240	30/30	1290
1300	1700	2240	30/30	1346
1500	1700	2240	30/30	1623
1800	1700	2240	30/30	2013
2000	1700	2240	30/30	2360

For any smaller or larger OD as per request.

DOUBLE-CUT DOUBLE-FLIGHT STRAIGHT ROCK AUGER



Features

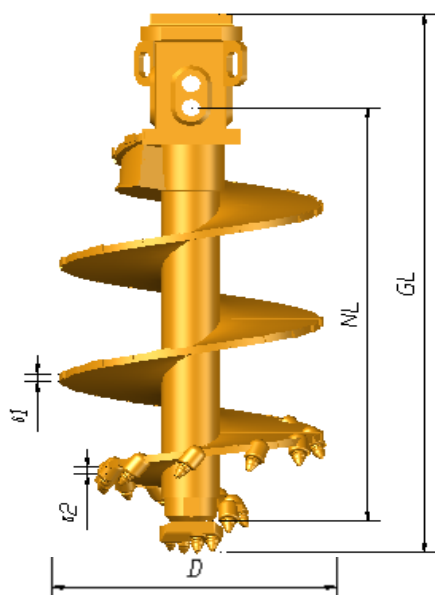
- Optional 100/130/150/200 mm kelly box
- Optional casted or welded kelly box
- Standard RP-4 pilot and bullet teeth
- Wear protection (hard facing)
- Standard weld inspection

SPECIFICATION

OD(mm)	NL(mm)	GL(mm)	δ1/δ2(mm)	Weight(kg)
500	1700	2240	30/30	703
600	1700	2240	30/30	817
700	1700	2240	30/30	950
800	1700	2240	30/30	1132
900	1700	2240	30/30	1270
1000	1700	2240	30/30	1470
1100	1700	2240	30/30	1530
1200	1700	2240	30/30	1640
1300	1700	2240	30/30	1770
1500	1700	2240	30/30	2080
1800	1700	2240	30/30	2728
2000	1700	2240	30/40	3574

For any smaller or larger OD as per request.

SINGLE-CUT SINGLE-FLIGHT PROGRESSIVE ROCK AUGER



Features

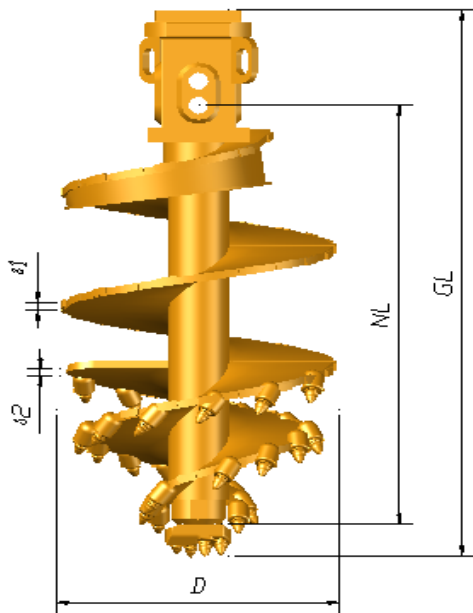
- Optional 100/130/150/200 mm kelly box
- Optional casted or welded kelly box
- Standard RP-4 pilot and bullet teeth
- Wear protection (hard facing)
- Standard weld inspection

SPECIFICATION

OD(mm)	NL(mm)	GL(mm)	δ1/δ2(mm)	Weight(kg)
500	1700	2240	30/30	668
600	1700	2240	30/30	698
700	1700	2240	30/30	730
800	1700	2240	30/30	882
900	1700	2240	30/30	943
1000	1700	2240	30/30	1090
1100	1700	2240	30/30	1160
1200	1700	2240	30/30	1278
1300	1700	2240	30/30	1380
1500	1700	2240	30/30	1611
1800	1700	2240	30/30	1857
2000	1700	2240	30/40	1876

For any smaller or larger OD as per request.

DOUBLE-CUT SINGLE-FLIGHT PROGRESSIVE ROCK AUGER



Features

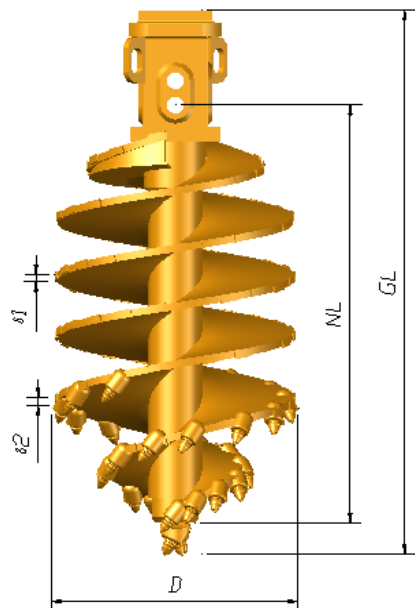
- Optional 100/130/150/200 mm kelly box
- Optional casted or welded kelly box
- Standard RP-4 pilot and bullet teeth
- Wear protection (hard facing)
- Standard weld inspection

SPECIFICATION

OD(mm)	NL(mm)	GL(mm)	δ1/δ2(mm)	Weight(kg)
500	1700	2240	30/30	686
600	1700	2240	30/30	720
700	1700	2240	30/30	835
800	1700	2240	30/30	984
900	1700	2240	30/30	1047
1000	1700	2240	30/30	1128
1100	1700	2240	30/30	1173
1200	1700	2240	30/30	1226
1300	1700	2240	30/30	1307
1500	1700	2240	30/30	1507
1800	1700	2240	30/30	1848
2000	1700	2240	40/40	2178

For any smaller or larger OD as per request.

DOUBLE-CUT DOUBLE-FLIGHT PROGRESSIVE ROCK AUGER



Features

- Optional 100/130/150/200 mm kelly box
- Optional casted or welded kelly box
- Standard RP-4 pilot and bullet teeth
- Wear protection (hard facing)
- Standard weld inspection

SPECIFICATION

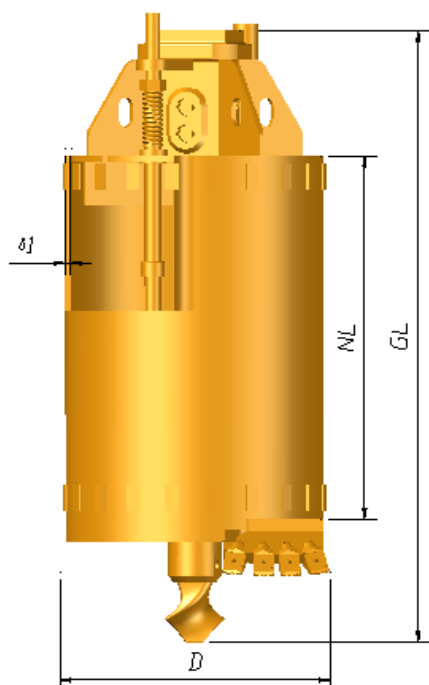
OD(mm)	NL(mm)	GL(mm)	δ1/δ2(mm)	Weight(kg)
500	1700	2240	30/30	697
600	1700	2240	30/30	757
700	1700	2240	30/30	840
800	1700	2240	30/30	1056
900	1700	2240	30/30	1194
1000	1700	2240	30/30	1325
1100	1700	2240	30/30	1360
1200	1700	2240	30/30	1394
1300	1700	2240	30/30	1488
1500	1700	2240	30/30	1707
1800	1700	2240	30/30	2176
2000	1700	2240	30/40	2623

For any smaller or larger OD as per request.

MORE PHOTOS



SINGLE-CUT SOIL BUCKET



Features

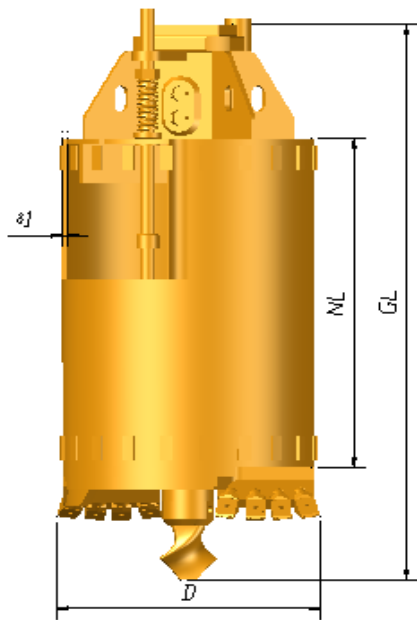
- Optional 100/130/150/200 mm kelly box
- Optional casted or welded kelly box
- Fishtail pilot and flat teeth
- Ventilation pipe
- Wear protection (hard facing)
- Standard weld inspection

SPECIFICATION

OD(mm)	NL(mm)	GL(mm)	δ1(mm)	Weight(kg)
600	1200	2485	20	980
700	1200	2485	20	1155
800	1200	2485	20	1303
900	1200	2485	20	1500
1000	1200	2485	20	1735
1100	1200	2485	20	1930
1200	1200	2485	20	2150
1300	1200	2485	20	2371
1400	1200	2485	20	2628
1500	1200	2485	20	2853
1800	1000	2485	20	3943

For any smaller or larger OD as per request.

DOUBLE-CUT SOIL BUCKET



Features

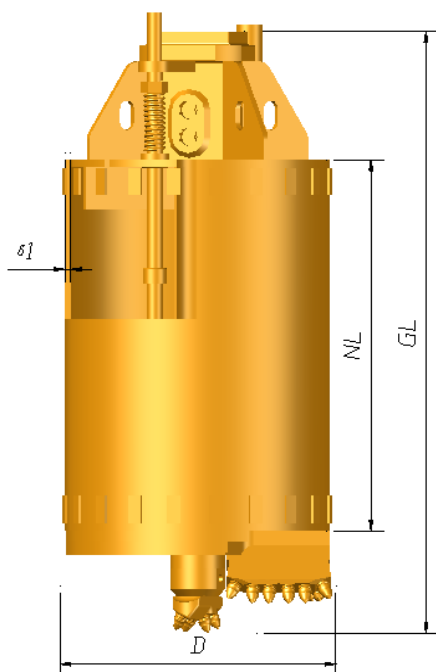
- Optional 100/130/150/200 mm kelly box
- Optional casted or welded kelly box
- Fishtail pilot and flat teeth
- Ventilation pipe
- Wear protection (hard facing)
- Standard weld inspection

SPECIFICATION

OD(mm)	NL(mm)	GL(mm)	δ1(mm)	Weight(kg)
600	1200	2485	20	954
700	1200	2485	20	1121
800	1200	2485	20	1267
900	1200	2485	20	1467
1000	1200	2485	20	1693
1100	1200	2485	20	1895
1200	1200	2485	20	2104
1300	1200	2485	20	2310
1400	1200	2485	20	2529
1500	1200	2485	20	2783
1800	1000	2485	20	3880

For any smaller or larger OD as per request.

SINGLE-CUT ROCK BUCKET



Features

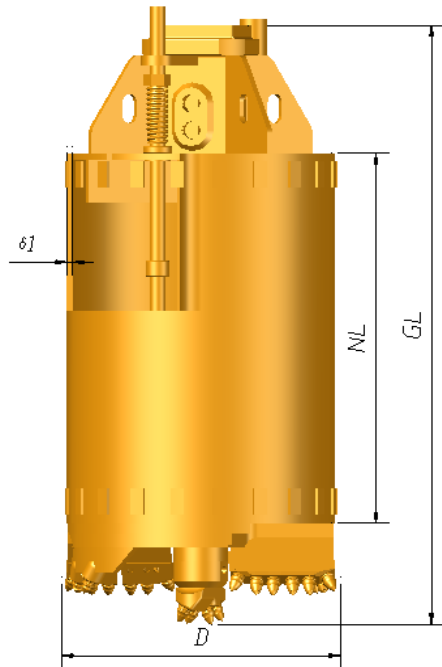
- Optional 100/130/150/200 mm kelly box
- Optional casted or welded kelly box
- Standard **RP-4** pilot and bullet teeth
- Ventilation pipe
- **Wear protection** (hard facing)
- Standard weld inspection

SPECIFICATION

OD(mm)	NL(mm)	GL(mm)	δ1(mm)	Weight(kg)
600	1500	2485	20	1015
700	1500	2485	20	1200
800	1500	2485	20	1353
900	1500	2485	20	1560
1000	1500	2485	20	1802
1100	1500	2485	20	2007
1200	1500	2485	20	2230
1300	1500	2485	20	2460
1400	1500	2485	20	2723
1500	1500	2485	20	2960
1800	1500	2485	20	4065

For any smaller or larger OD as per request.

DOUBLE-CUT ROCK BUCKET



Features

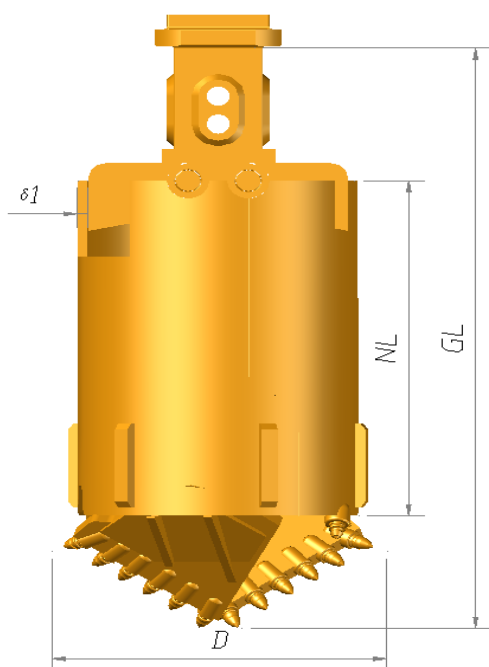
- Optional 100/130/150/200 mm kelly box
- Optional casted or welded kelly box
- Standard RP-4 pilot and bullet teeth
- Ventilation pipe
- Wear protection (hard facing)
- Standard weld inspection

SPECIFICATION

OD(mm)	NL(mm)	GL(mm)	$\delta 1$ (mm)	Weight(kg)
600	1500	2485	20	959
700	1500	2485	20	1133
800	1500	2485	20	1277
900	1500	2485	20	1490
1000	1500	2485	20	1732
1100	1500	2485	20	1943
1200	1500	2485	20	2161
1300	1500	2485	20	2382
1400	1500	2485	20	2631
1500	1500	2485	20	2865
1800	1500	2485	20	3980

For any smaller or larger OD as per request.

CENTRIFUGAL DRILLING BUCKET



Features

- Optional 100/130/150/200 mm kelly box
- Optional casted or welded kelly box
- Wear protection (hard facing)
- Standard weld inspection

SPECIFICATION

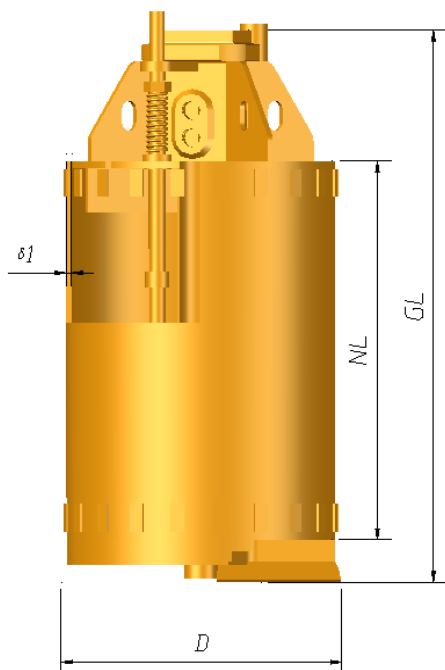
OD(mm)	NL(mm)	GL(mm)	$\delta 1$ (mm)	Weight(kg)
600	1200	2085	30	870
700	1200	2120	30	1035
800	1200	2155	30	1210
900	1200	2200	30	1450
1000	1200	2245	30	1585
1200	1200	2255	30	1850
1300	1200	2265	30	2020
1400	1200	2285	30	2315
1500	1200	2315	30	2900
1800	1200	2350	30	5000

For any smaller or larger OD as per request.

MORE PHOTOS



SINGLE-CUT CLEANOUT BUCKET



Features

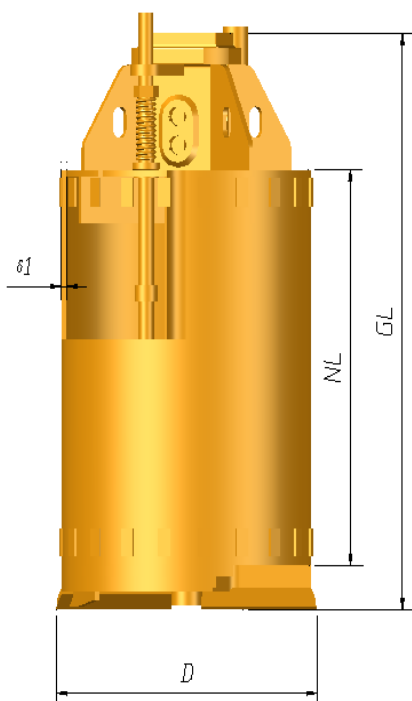
- Optional 100/130/150/200 mm kelly box
- Optional casted or welded kelly box
- Ventilation pipe
- Wear protection (hard facing)
- Standard weld inspection

SPECIFICATION

OD(mm)	NL(mm)	GL(mm)	δ1(mm)	Weight(kg)
600	1500	2125	20	926
700	1500	2125	20	1097
800	1500	2125	20	1244
900	1500	2125	20	1435
1000	1500	2125	20	1661
1100	1500	2125	20	1852
1200	1500	2125	20	2065
1300	1500	2125	20	2290
1400	1500	2125	20	2540
1500	1500	2125	20	2762
1800	1500	2125	20	3850

For any smaller or larger OD as per request.

DOUBLE-CUT CLEANOUT BUCKET



Features

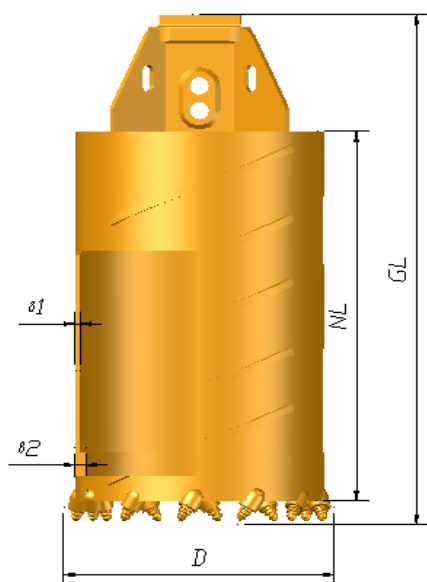
- Optional 100/130/150/200 mm kelly box
- Optional casted or welded kelly box
- Ventilation pipe
- **W**ear protection (hard facing)
- Standard weld inspection

SPECIFICATION

OD(mm)	NL(mm)	GL(mm)	δ1(mm)	Weight(kg)
600	1500	2125	20	892
700	1500	2125	20	1053
800	1500	2125	20	1197
900	1500	2125	20	1388
1000	1500	2125	20	1604
1100	1500	2125	20	1801
1200	1500	2125	20	2004
1300	1500	2125	20	2212
1400	1500	2125	20	2451
1500	1500	2125	20	2684
1800	1500	2125	20	3777

For any smaller or larger OD as per request.

CORE BARREL WITH BULLET TEETH



Features

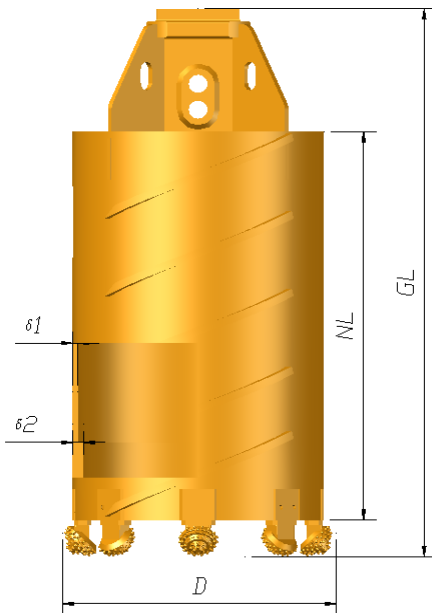
- Optional 100/130/150/200 mm kelly box
- Optional casted or welded kelly box
- High-quality bullet teeth
- Wear protection (hard facing)
- Standard weld inspection

SPECIFICATION

OD(mm)	NL(mm)	GL(mm)	δ1/δ2(mm)	Weight(kg)
500	1500	2060	20/40	560
600	1500	2060	20/40	670
700	1500	2060	20/40	730
800	1500	2060	20/40	807
900	1500	2060	20/40	877
1000	1500	2060	20/40	925
1100	1500	2060	20/40	985
1200	1500	2060	20/40	1039
1300	1500	2060	20/40	1098
1500	1500	2060	20/40	1171
1800	1500	2060	20/40	1294
2000	1500	2060	20/40	1429

For any smaller or larger OD as per request.

CORE BARREL WITH ROLLER BITS



Features

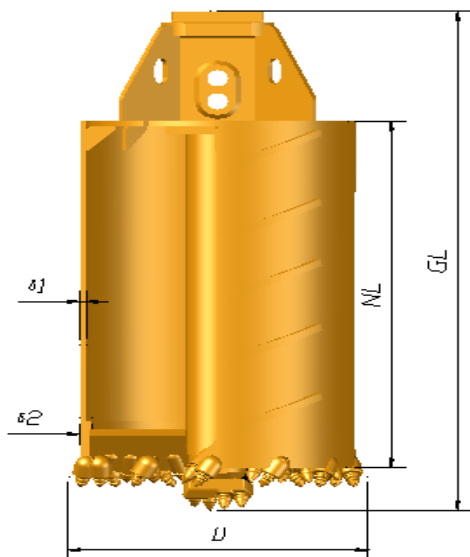
- Optional 100/130/150/200 mm kelly box
- Optional casted or welded kelly box
- High-quality bullet teeth
- Wear protection (hard facing)
- Standard weld inspection

SPECIFICATION

OD(mm)	NL(mm)	GL(mm)	δ1/δ2(mm)	Weight(kg)
500	1500	2095	20/40	640
600	1500	2095	20/40	746
700	1500	2095	20/40	880
800	1500	2095	20/40	1010
900	1500	2095	20/40	1200
1000	1500	2095	20/40	1407
1100	1500	2095	20/40	1478
1200	1500	2095	20/40	1564
1300	1500	2095	20/40	1670
1500	1500	2095	20/40	2000
1800	1500	2095	20/40	2570
2000	1500	2095	20/40	2900

For any smaller or larger OD as per request.

CORE BARREL WITH CROSS CUTTER



Features

- Optional 100/130/150/200 mm kelly box
- Optional casted or welded kelly box
- Standard RP4 pilot and bullet teeth
- Wear protection (hard facing)
- Standard weld inspection

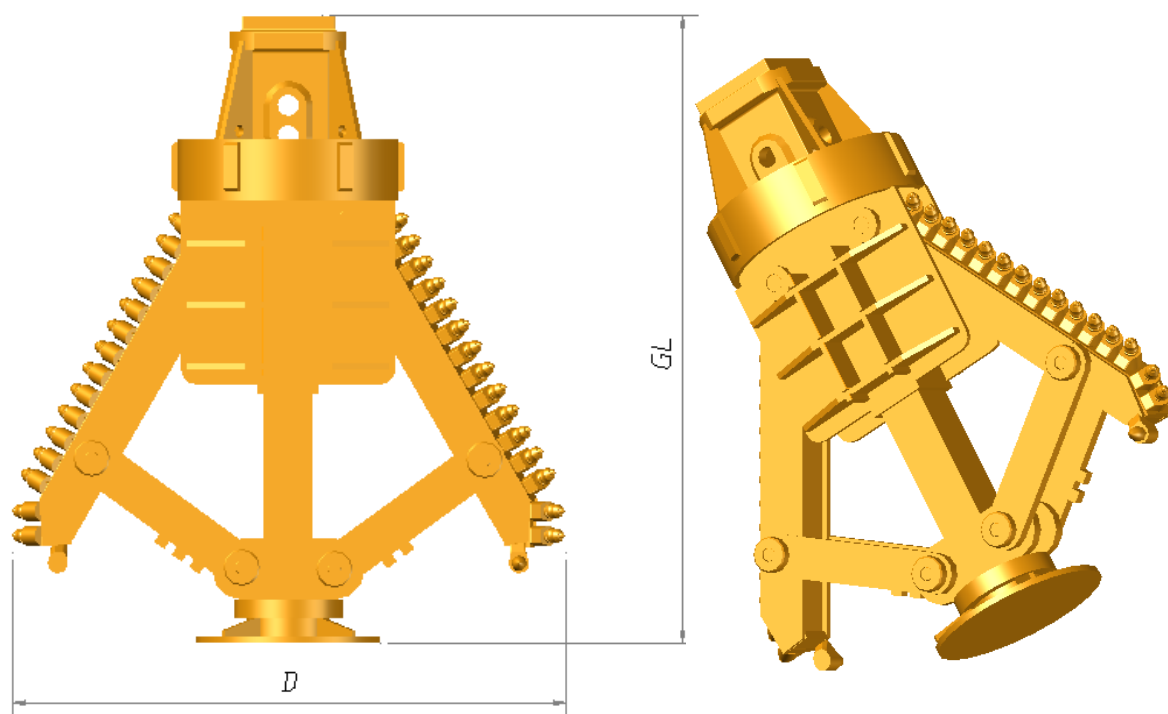
SPECIFICATION

OD(mm)	NL(mm)	GL(mm)	δ1/δ2(mm)	Weight(kg)
500	1500	2125	20/40	675
600	1500	2125	20/40	795
700	1500	2125	20/40	930
800	1500	2125	20/40	1265
900	1500	2125	20/40	1415
1000	1500	2125	20/40	1565
1100	1500	2125	20/40	1690
1200	1500	2125	20/40	1846
1300	1500	2125	20/40	1990
1500	1500	2125	20/40	2291
1800	1500	2125	20/40	2800
2000	1500	2125	20/40	3132

For any smaller or larger OD as per request.


MORE PHOTOS







BELLING BUCKET


PS: hydraulic belling tool is in testing



*More color customizable upon request

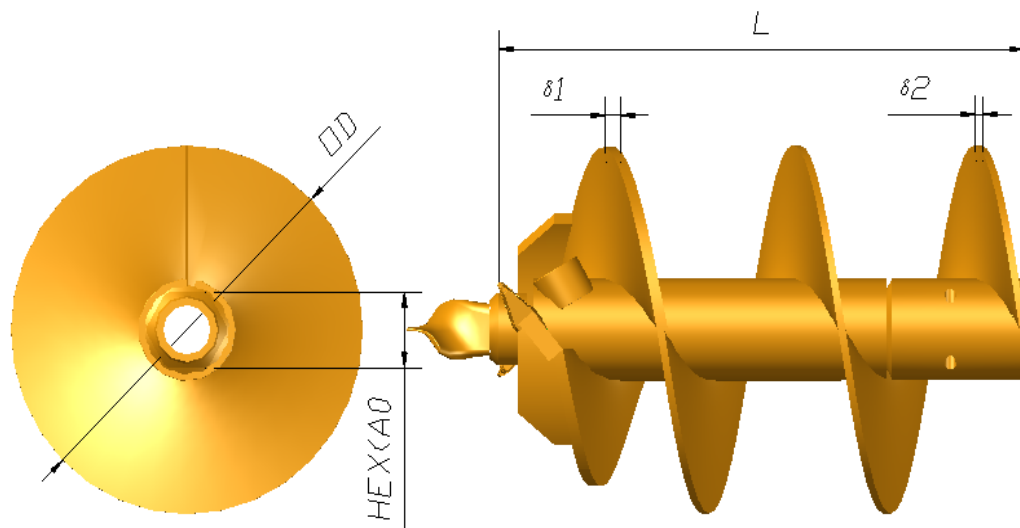


SPLIT BUCKET



*More color customizable upon request

CFA SOIL AUGER



Features

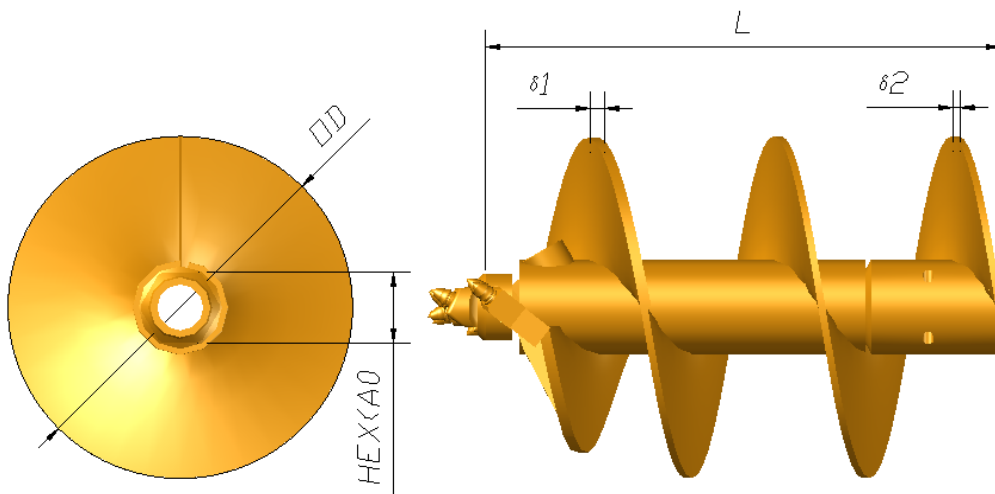
- Forged hex or octangle coupler
- Wear protection (hard facing)
- Standard weld inspection

SPECIFICATION

OD(mm)	L(mm)	δ1/δ2(mm)	Weight(kg)
600	1500	30/20	452
700	1500	30/20	543
800	1500	30/20	604
900	1500	30/20	714
1000	1500	30/20	792
1100	1500	30/20	931
1200	1500	30/20	1050

For any smaller or larger OD as per request.

CFA ROCK AUGER



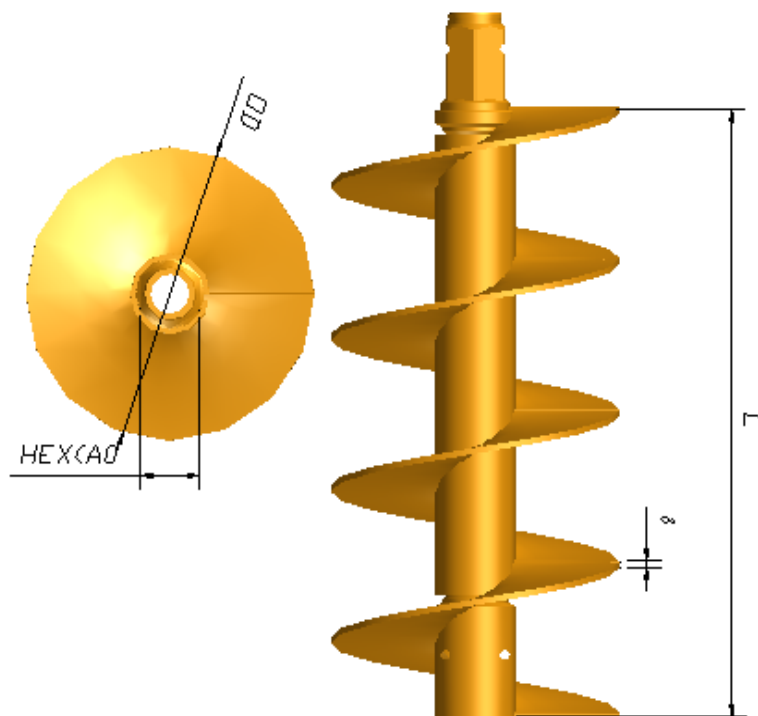
Features

- Forged hex or octangle coupler
- Wear protection (hard facing)
- Standard weld inspection

SPECIFICATION			
OD(mm)	L(mm)	δ1/δ2(mm)	Weight(kg)
600	1500	30/20	454
700	1500	30/20	541
800	1500	30/20	601
900	1500	30/20	732
1000	1500	30/20	803
1100	1500	30/20	957
1200	1500	30/20	1089

For any smaller or larger OD as per request.

CFA FLIGHT



Features

- Forged hex or octangle coupler
- Wear protection (hard facing)
- Standard weld inspection

SPECIFICATION

OD(mm)	L(m)	δ(mm)	Weight(kg)
600	1/2/3/4/5/6	20	307/501/575/769/963/1156
700	1/2/3/4/5/6	20	339/564/670/896/1122/1347
800	1/2/3/4/5/6	20	376/639/782/1045/1308/1570
900	1/2/3/4/5/6	20	418/722/907/1212/1517/1821
1000	1/2/3/4/5/6	20	464/815/1046/1397/1748/2098
1100	1/2/3/4/5/6	20	513/912/1192/1592/1992/2391
1200	1/2/3/4/5/6	20	569/1024/1360/1816/2272/2727

For any smaller or larger OD as per request.

MORE PHOTOS




ADVANTAGES OF FES CASING

- ✓ High-quality raw material:
Q355B/NM360 tubes and 25CrMo joints
- ✓ Higher verticality of drilled shafts with a linear tolerance lower than 2%
- ✓ Max. casing diameter up to OD4800mm
- ✓ The rebars between outer and inner casing walls are arranged densely and regularly to enhance casing strength.
- ✓ Customized outer wall thickness of 10-18mm and inner wall thickness of 8-12mm depending on the casing size.



Forged or casted joints

ensure higher strength and better durability



Heat treatment

on casing joints enhance torsional strength



Semi-automatic welding

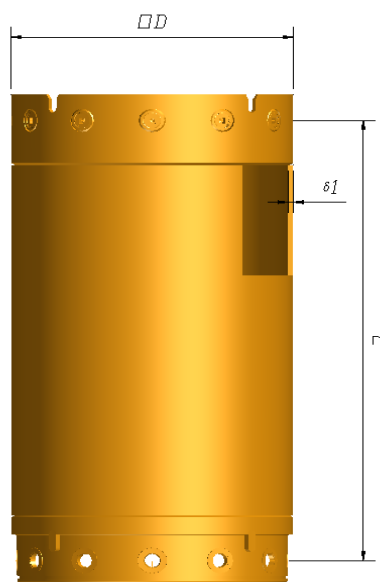
promise less maintenance and better welding results



Wear protection

of extra wear plates on the casing shoe to prolong its service life

SINGLE-WALL CASING



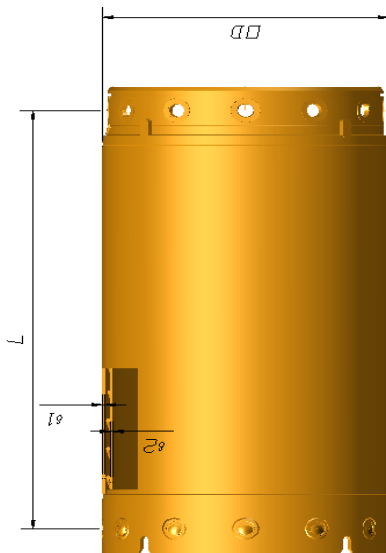
Features

- Wall thick optional
- High-quality regular type or “J” type casing joint
- Standard weld inspection

SPECIFICATION

OD(mm)	L(m)	δ1(mm)	Weight(kg)
620	2/3/4/5/6	20	665/960/1256/1552/1848
750	2/3/4/5/6	20	809/1169/1530/1890/2250
1080	2/3/4/5/6	20	1266/1822/2377/2933/3489
880	2/3/4/5/6	20	955/1380/1804/2228/2652
900	2/3/4/5/6	20	978/1412/1846/2280/2714
1000	2/3/4/5/6	20	1090/1573/2056/2540/3023
1180	2/3/4/5/6	20	1291/1863/2435/3007/3579
1200	2/3/4/5/6	20	1312/1894/2476/3058/3640
1300	2/3/4/5/6	20	1425/2056/2687/3319/3950
1500	2/3/4/5/6	20	2572/3706/4841/5975/7110
1800	2/3/4/5/6	20	3102/4470/5839/7208/8576
2000	2/3/4/5/6	20	4243/6063/7899/9736/11572

DOUBLE-WALL CASING



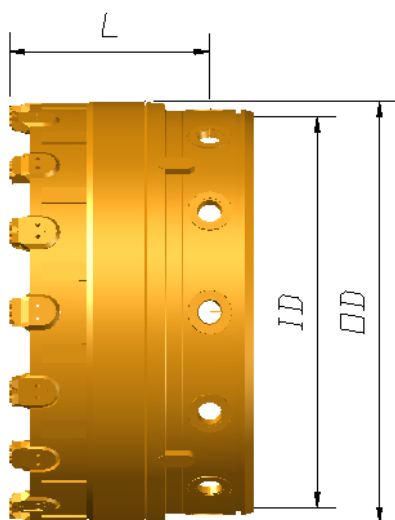
Features

- Forged or casted casing joint
- Max. casing diameter up to **OD4800mm**
- Customized outer wall thickness of 10-18mm
- Customized inner wall thickness of 8-12mm
- Intensive rebars between outer and inner casing walls
- Standard weld inspection

SPECIFICATION

OD(mm)	L(m)	δ1/δ2(mm)	Weight(kg)
620	2/3/4/5/6	12/8	707/1017/1328/1638/1949
750	2/3/4/5/6	12/8	865/1245/1624/2004/2384
880	2/3/4/5/6	12/8	1022/1472/1921/2370/2819
900	2/3/4/5/6	12/8	1047/1507/1967/2427/2887
1000	2/3/4/5/6	16/8	1168/1682/2195/2708/3221
1180	2/3/4/5/6	16/8	1549/2254/2960/3666/4371
1200	2/3/4/5/6	16/8	1576/2294/3012/3730/4448
1300	2/3/4/5/6	16/8	1711/2491/3270/4050/4830
1500	2/3/4/5/6	16/8	2572/3706/4841/5975/7110
1800	2/3/4/5/6	16/8	3102/4470/5839/7208/8576
2000	2/3/4/5/6	16/8	4243/6063/7899/9736/11572
2500	2/3/4/5/6	16/8	5334/7625/9934/12243/14553

CASING SHOE



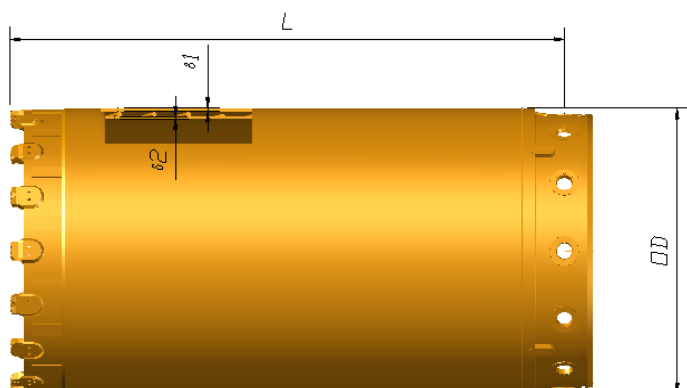
Features

- Long shoe available upon request
- Wear protection
- Standard weld inspection

SPECIFICATION

OD(mm)	ID(mm)	L(mm)	Weight(kg)
620	540	586	269
750	670	586	330
880	800	586	389
900	820	586	399
1000	920	586	445
1180	1100	586	529
1200	1120	586	539
1300	1220	586	584
1500	1420	722	971
1800	1720	722	1172
2000	1920	782	1662
2500	2420	782	2090

LONG CASING SHOE



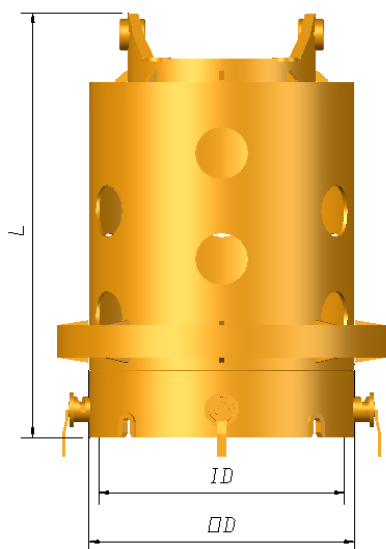
Features

- Wear protection
- Standard weld inspection
- Solid shoe or double walled shoe available

SPECIFICATION

OD(mm)	L(m)	δ1/δ2(mm)	Weight(kg)
620	1/2	12/8	454/770
750	1/2	12/8	555/942
880	1/2	12/8	657/1108
900	1/2	12/8	673/1133
1000	1/2	12/8	751/1263
1180	1/2	16/8	949/1655
1200	1/2	16/8	967/1685
1300	1/2	16/8	1049/1829
1500	1/2	20/10	1648/2783
1800	1/2	20/10	1987/3358
2000	1/2	20/16	2754/4590
2500	1/2	20/16	3466 /5755

CASING DRIVE ADAPTER



Features

- High-quality welding
- Standard weld inspection

SPECIFICATION


OD(mm)	ID(mm)	L(mm)	Weight(kg)
620	540	1789	662
750	670	1789	750
880	800	1789	860
900	820	1789	880
1000	920	1789	980
1180	1100	1789	1180
1200	1120	1789	1200
1300	1220	1789	1450
1500	1420	1924	1899
1800	1720	1924	2378
2000	1920	1984	3190
2500	2420	1984	4230

MORE PHOTOS



MORE PHOTOS





INTERLOCKING KELLY BAR



Features

- High quality and welding technology
- Warranty up to 12 month
- Compatible with Bauer, Liebherr, Soilmec

SPECIFICATION		
Type	Drilling depth	Torque
FES12δ340-3X13	36m/118'1.3"	120KN.m
FES12δ356-3X13	36m/118'1.3"	120KN.m
FES12δ377-4X14	52m/170'7.2"	150KN.m
FES12δ394-3X13	36m/118'1.3"	220KN.m
FES12δ406-4X14	52m/170'7.2"	200KN.m
FES12δ419-4X15	56m/183'8.8"	250KN.m
FES12δ445-4X15	56m/183'8.8"	250KN.m
FES12δ470-4X15	56m/183'8.8"	250KN.m
FES12δ508-5X15	70m/229'8"	280KN.m
FES12δ508-4X15	56m/183'8.8"	280KN.m
FES12δ530-4X17	63m/206'8"	300KN.m
FES12δ580-4X17	63m/206'8"	400KN.m

FRICTION KELLY BAR



Features

- High quality and welding technology
- Warranty up to 12 month
- Compatible with Bauer, Liebherr, Soilmec

SPECIFICATION

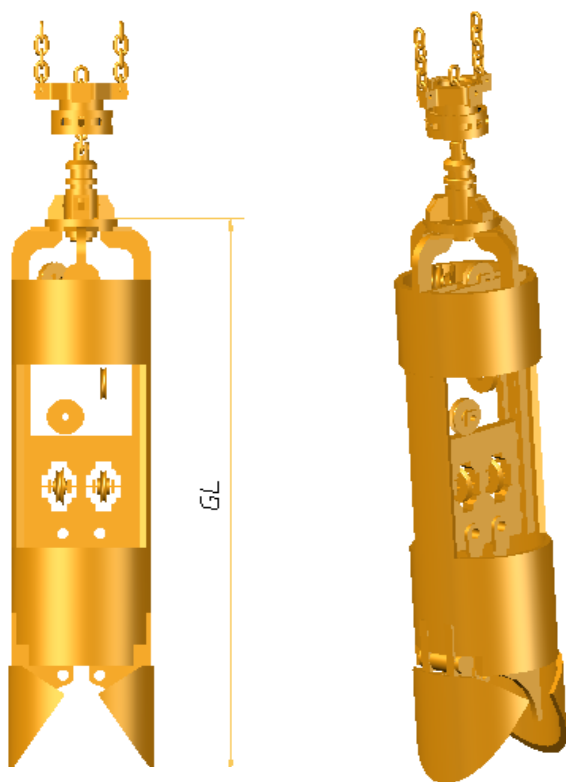
Type	Drilling depth	Torque
FES12δ340-4X13	49m/160'9"	120KN.m
FES12δ356-4X13	49m/160'9"	120KN.m
FES12δ377-4X14	52m/170'7.2"	150KN.m
FES12δ394-4X13	36m/118'1.3"	220KN.m
FES12δ406-5X14	64m/209'11.6"	200KN.m
FES12δ419-5X15	70m/229'8"	250KN.m
FES12δ445-5X15	70m/229'8"	250KN.m
FES12δ470-6X15	83m/272'3.7"	250KN.m
FES12δ508-6X16	89m/291'12"	280KN.m
FES12δ530-6X18.7	110m/360'10.7"	300KN.m
FES12δ580-6X18.7	110m/360'10.7"	400KN.m

MORE PHOTOS





HAMMER GRAB



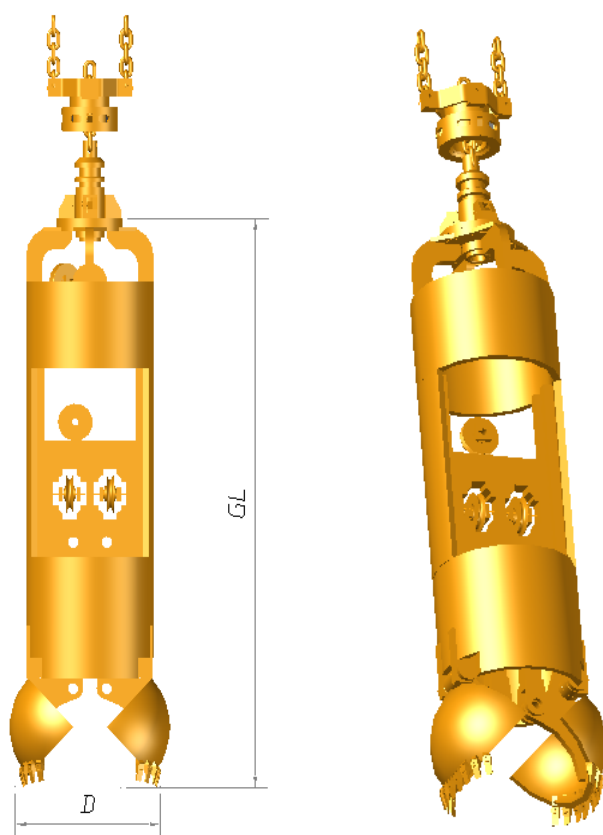
Features

- Enhanced weight of the body for better punch force
- Optimized structure
- Low maintenance and longer service life

SPECIFICATION

OD(mm)	GL(mm)	Volume(l)	Weight(T)
890	3750	210	2.5
1070	3980	430	3.5
1360	4250	850	4.5
1650	5630	1050	9
1800	5680	1200	9.6

SPHERICAL GRAB

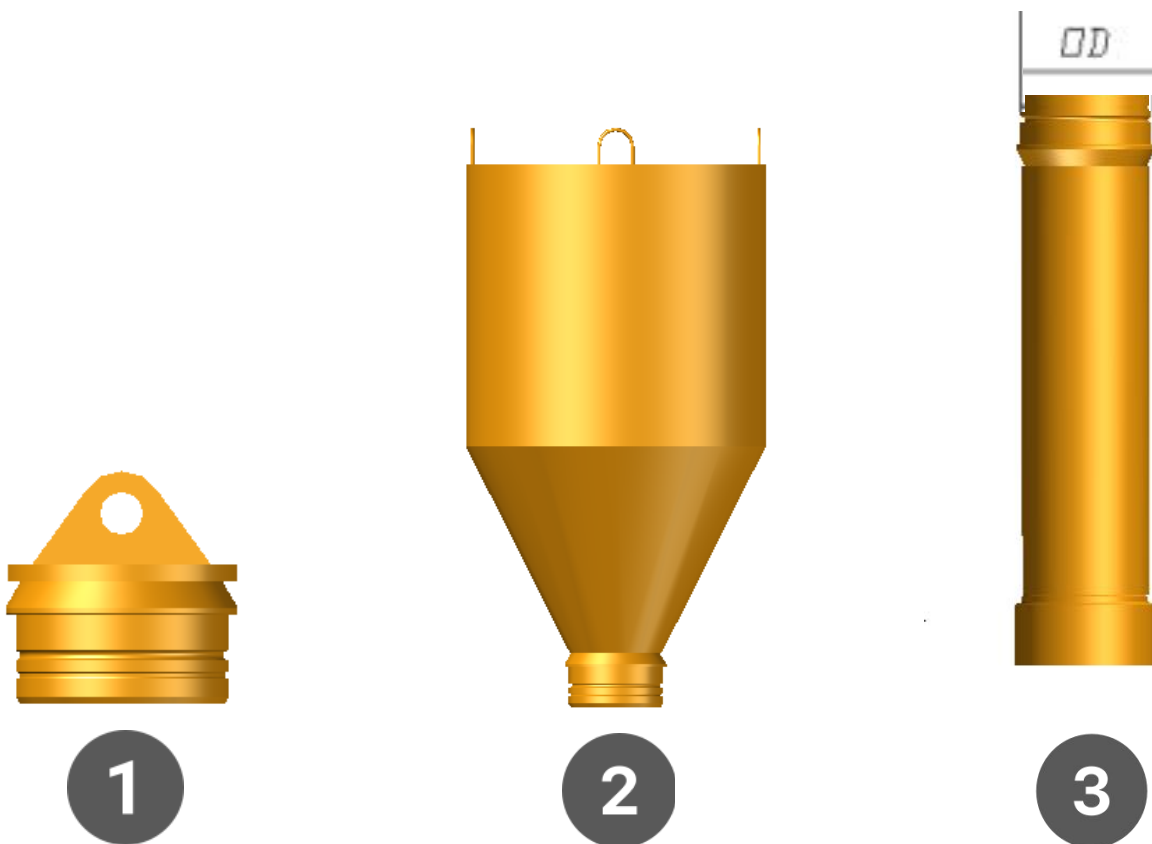


Features

- Enhanced weight of the body for better punch force
- Optimized structure
- Low maintenance and longer service life

SPECIFICATION

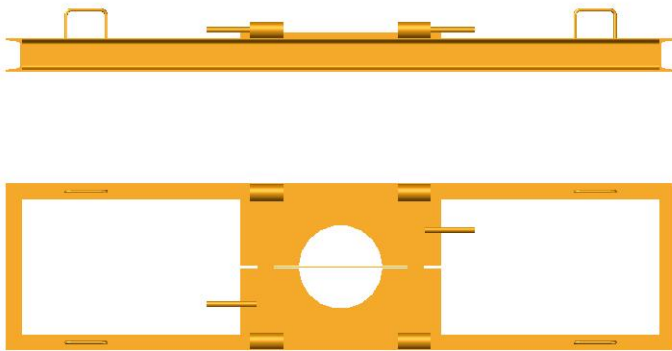
OD(mm)	GL(mm)	Volume(l)	Weight(T)
890	3750	210	2.5
1070	3980	430	3.5
1360	4250	850	4.5
1650	5630	1050	9
1800	5680	1200	9.6



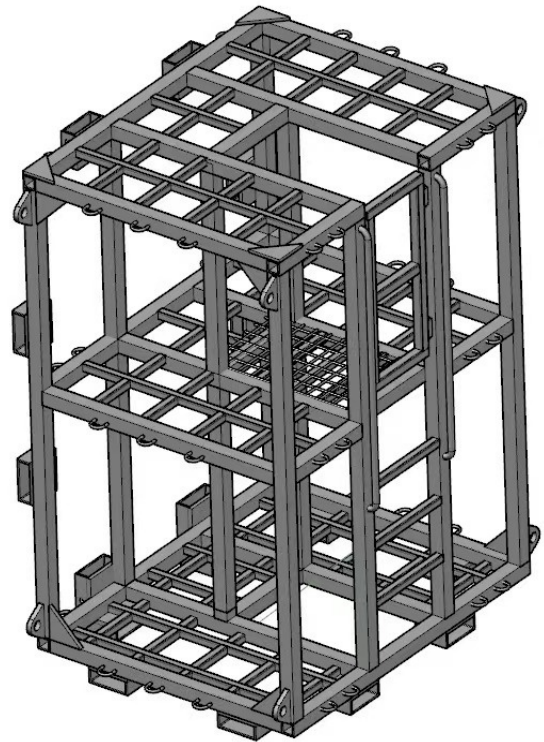
TREMIE SYSTEM

FES's tremie system consists of the following parts:

1. Swivel joint
2. Tremie hopper
3. Tremie pipe
4. Suspension jig
5. Tremie frame
6. Wire rope



4



5

APPLICATION

Tremie pipes are normally used to introduce concrete into a pile, after the steel cage reinforcement is placed in operation, to avoid concrete pile breakage or gaps. FES tremie pipes are made of high-quality steel plates in order to guarantee high resistance.

TREMIE PIPE OD(MM)

114

152

168

203

219

245

273

MORE PHOTOS







FES (China) Limited

CONTACT US

Phone : +86-571-2802-7060

Website : www.fes-cn.com

Email : info@ougangroup.com

Address : C-15A, Wanda Plaza, Hangxing Rd,
Hangzhou, 310015, P.R. China



FES

E X P E R T I S E M A K E S D I F F E R E N C E

